



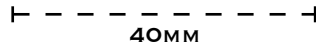
ORRLING

JEWELLERY

RING SIZES

PRINT THIS AND FIND A RULER WHICH CAN MEASURE EXACTLY 40 MILLIMETRES. IN ORDER TO ENSURE CORRECT MEASUREMENTS, MAKE SURE PAGE SCALING IS SET TO "NONE" OR "OFF" PRIOR TO PRINTING.

1:1 = A4



FIND A RING, POSSIBLY A 'BAND' TYPE RING, WHICH IS EXACTLY YOUR SIZE. CHOOSE YOUR SIZE BY PLACING THE RING ON THE SHEET: THE INSIDE DIAMETER OF THE RING SHOULD MATCH THE DIAMETER OF ONE OF THE CIRCLES.

USE A RULER OR CALLIPERS TO MEASURE THE INSIDE DIAMETER OF THE RING AND FIND THE EQUIVALENT DIAMETER OF ONE OF THE CIRCLES. FOR EXAMPLE, IF YOUR RING HAS AN INSIDE DIAMETER OF 16.6 MM, THIS WILL CORRESPOND TO SIZE 52. IF THE DIAMETER FALLS BETWEEN TWO SIZES, CHOOSE THE LARGER SIZE.

REMEMBER TO MEASURE YOUR SIZE AT ROOM TEMPERATURE. YOUR FINGERS WILL USUALLY BE SLIGHTLY SMALLER IN THE WINTER THAN IN THE SUMMER

– COLD FINGERS IN THE WINTER – WARM FINGERS IN THE SUMMER.

THE SIZE OF THE RING MAY DEPEND ON THE DESIGN OF THE RING AND ITS FIT ON YOUR FINGER. A WIDE RING MAY REQUIRE A LARGER SIZE AND SEVERAL RINGS WORN ON THE SAME FINGER MAY ALSO REQUIRE A LARGER SIZE.


THEREFORE ORDER 1 SIZE LARGER THAN YOU WOULD FOR A SINGLE NARROW RING. PLEASE TAKE A POTENTIAL WIDE KNUCKLE INTO CONSIDERATION.



48



15.3MM




49



15.6MM



50



15.9MM



51



16.2MM



52



16.6MM



53



16.9MM



54




17.2MM



55




17.5MM



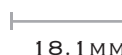
56



17.8MM




57



18.1MM



58



18.5MM



59



18.8MM




60



19.1MM



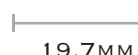
61



19.4MM



62



19.7MM



ORRLING

JEWELLERY

RING SIZE CONVERSION TABLE

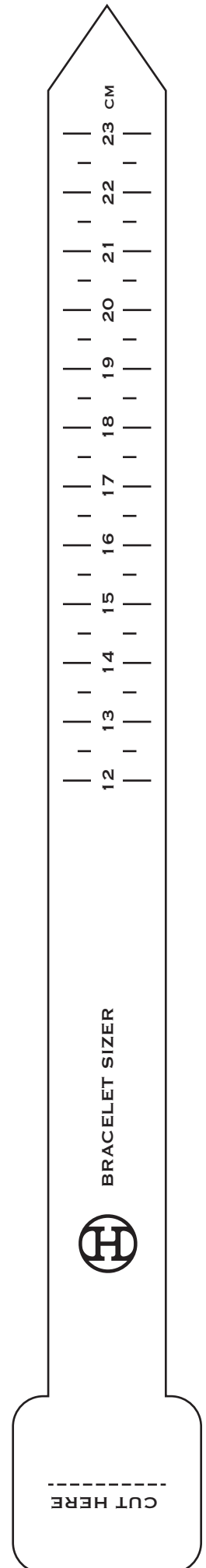
FINGER CIRCUMFERENCE IN MM	RING SIZE			
	EUROPE	USA	UK	JAPAN
44	44	3	F 1/2	4
45	45	3 1/4	G	5
46	46	3 3/4	H	6
47	47	4	H 1/2	7
48	48	4 1/2	I 1/2	8
49	49	4 3/4	J 1/2	9
50	50	5 1/4	K	10
51	51	5 3/4	L	11
52	52	6	L 1/2	12
53	53	6 1/4	M 1/2	13
54	54	6 3/4	N 1/2	14
55	55	7 1/4	O	15
56	56	7 1/2	P	16
57	57	8	P 1/2	17
58	58	8 1/4	Q 1/2	18
59	59	8 3/4	R	19
60	60	9	S	20
61	61	9 1/2	S 1/2	21
62	62	10	T 1/2	22
63	63	10 1/4	U 1/2	23
64	64	10 3/4	V	24
65	65	11	W	25
66	66	11 1/2	W 1/2	26
67	67	11 3/4	X 1/2	27
68	68	12 1/4	Z	28
69	69	12 1/2	Z 1/2	29
70	70	13		30
71	71	13 1/4		31

BRACELET SIZE GUIDE

CUT OUT THE BRACELET SIZER AND USE IT TO MEASURE YOUR WRIST SIZE.

FOR BANGLES WE RECOMMEND YOU ADD 1 - 2 CM TO YOUR WRIST SIZE DEPENDING ON YOUR DESIRED FIT.

CHAIN BRACELETS COMES WITH ADDITIONAL JUMP RINGS FOR EASY SIZE ADJUSTMENT.

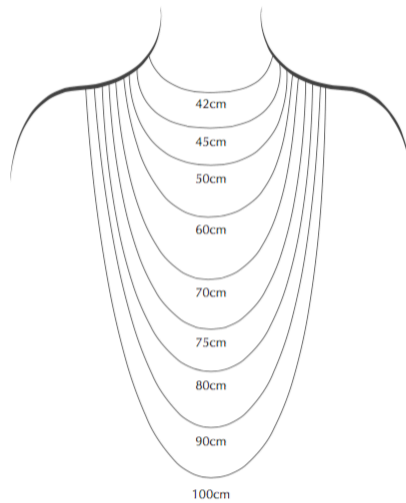




ORRLING

JEWELLERY

NECKLACE / CHAIN SIZE GUIDE



NECKLACE / CHAIN SIZE IN CM

WORN

42-45 CM	WORN CLOSE TO THE NECK. SUITABLE FOR SMALL PENDANTS AND SOLITAIRES.
50-60 CM	WORN AT THE BUST LINE. SUITABLE FOR LARGER PENDANTS.
70-80 CM	WORN BELOW THE BUST LINE, OR AS A DOUBLE STRAND.
90-100 CM	LONG CHAIN, WORN AS A DOUBLE STRAND OR FOR PENDANTS CLOSE TO THE BELLY.
100+ CM	EXTRA LONG CHAINS UPON REQUEST